



Agenda
Linn-Benton Loop Board and TAC Joint Meeting
Virtual Meeting

Date: Tuesday, August 26, 2025
Time: 3:30 pm – 5:00 pm
Location: **VIRTUAL MEETING**
Via Microsoft Teams by clicking [HERE](#)
Meeting ID: 298 526 947 17
Passcode: 9Gw7bN2T
Mobile 1-Click Number
[+1 872-242-8088](#)
Phone Conference ID: 113 990 56#
Contact: Matt Lehman, mlehman@ocwcog.org, 541-758-1911

1. **3:30** **Call to Order, Introductions** **Chair**
2. **3:35** **Public Comments** **Chair**
3. **3:45** **Minutes of Loop Governing Board meeting on May 27, 2025 ([Attachment A](#))** **Chair**

Action Requested: Approval of meeting minutes.
4. **3:50** **Budget Reports FY25 Q4 ([Attachment B](#))** **Jeff Babbit**
 - Quarterly/YTD budget
 - Drawdown Reports (5307/STIF)
Action: Information only
5. **4:15** **Ridership Dashboard** **Mary Bach-Jackson**

Viewable at this link: [LB Loop Ridership](#). Loop Ridership numbers can also be found attached as "[Attachment C](#)".

Action: Discussion
6. **4:30** **HP Campus Scheduling ([Attachment D](#))** **Candy Bliss**

Coordination outcomes regarding Loop stops near the Corvallis HP Campus, and updates from the Loop TAC on the matter.
7. **4:45** **Updates and Other Business** **All**
 - Notice of Meeting Occurrence Rescheduled. November Loop Board meeting has been scheduled to be joint with the Loop TAC and will fall on Tuesday, November 18th in order to avoid holiday closures and vacations.
 - Member Agency Updates

- Staff Updates: Transit Coordination (Matt Lehman)
- Other Business – Transit App Marketing (Justin Peterson/Matt Lehman)

8. 5:00 Adjournment

Chair

Next meeting is Tuesday, November 18, 2025, and will be joint with the Loop TAC.

ATTENDENCE (FOR QUORUM PURPOSES)

Board Member	Jurisdiction	Attendance
Sheldon Flom (Chair)	Linn Benton Community College	
Rich Saalsaa	Corvallis Area Metropolitan Planning Organization	
VACANT	Albany Area Metropolitan Planning Organization	
Roger Nyquist	At-Large Member	
Pat Malone	At-Large Member	

Quorum: Board business may be conducted provided a quorum of members, or their Alternates, are in attendance. A quorum consists of a majority (2) of the Board. Board members may participate telephonically or by other means of electronic communication, provided the meeting is called to order at a public noticed meeting place where the public can attend, hear, understand and/or read the comments of the members participating by telephonic or electronic means and the members so participating can fully hear, understand, and/or read the comments of the other members participating in the meeting.

- Loop Board Bylaws, Section 6: Meetings, Subsection c: Quorum

**Linn-Benton Loop Governing Board
Virtual Meeting Via Microsoft Teams
Tuesday, May 27, 2025
3:30 pm – 4:45 pm**

DRAFT MINUTES

Board Member	Attendance	Jurisdiction
Sheldon Flom	Yes	Linn Benton Community College
Rich Saalsaa	Yes	Corvallis Area Metropolitan Planning Organization
VACANT	VACANT	Albany Area Metropolitan Planning Organization
Roger Nyquist	No	Linn County At Large Member
Pat Malone	No	Benton County At Large Member

Quorum: Official action may be taken by the Linn-Benton Loop Board when a quorum is present. A quorum shall exist when the majority of appointed voting members are present. A majority is half plus one of the members appointed. If a member is unable to participate in a meeting, that member may designate an alternate to participate in his/her place. The alternate should declare their status at the start of the meeting. - *Loop Governing Bylaws, Section 6: Meetings, Subsection f: Quorum*

Guests: Kristin Preston, Candy Bliss

Staff: Planning Manager Matt Lehman, AAMPO Planner Billy McGregor, CAMPO Planner Corum Ketchum, GIS Planner Mary Bach-Jackson, and Executive Assistant Ashlyn Muzechenko

TOPIC	DISCUSSION	DECISION / CONCLUSION
1. Call to Order and Agenda Review	The Chair Sheldon Flom called the meeting to order, and the group determined there were no changes needed on the agenda.	The Chair, Sheldon Flom called the meeting to order at 3:31 pm.
2. Public Comment	There were no members of the public who wished to provide public comments.	There were no public comments.
3. Chair and Vice-Chair Elections	<p>Councilor Saalsaa noted he would be willing to serve as the vice-chair for the 2025 cycle.</p> <p>Chair Flom accepted the nomination.</p> <p>Councilor Saalsaa voted in favor. Chair Flom voted in favor. There were no votes against. The motion carries successfully.</p>	
<p>4. Minutes of Loop Board meeting on February 25, 2025 (Attachment A)</p> <p>Action: Approval of Minutes</p>	<p>Councilor Rich Saalsaa moved to approve the minutes from the February Loop Board meeting on Tuesday, the 25th. Chair Sheldon Flom seconded. The motion carried successfully.</p> <p>Councilor Saalsaa voted in favor. Chair Flom voted in favor. There were no votes against.</p>	
<p>5. Budget Reports (Attachments B1-B4)</p> <p>Action: Information Only</p>	<p>Kristin Preston shared the budget reports.</p> <p>The first set are the quarterly reports (attachments B1-B2) The second set are the year-to-date reports (attachment B3 – B4)</p> <p>For the operating budget, the loop is under budget for fuel, however they are over budget on vehicle maintenance.</p>	

	<p>The Chair Flom asked about the line for \$900,000 and what that purchase was for.</p> <p>Preston answered it was for a bus purchase via the STIF discretionary grant. This item gets purchased and then reimbursed.</p> <p>Preston shared the Quarterly drawdown reports for 5307 and STIF Funds.</p> <p>Councilor Saalsaa asked if there were any concerns raised in going over this budget report.</p> <p>Preston noted the main item is vehicle maintenance being over budget. To address this issue staff, have a request for proposals out for a contract mechanic. There will be a follow-up meeting tomorrow to hopefully negotiate better pricing.</p> <p>A new bus purchase is in process and that will help too.</p> <p>The Chair Flom asked about next year's budget and what the status is for that process.</p> <p>Preston answered the Albany City Council will be reviewing the proposal and hopefully voting on it at a meeting this evening at 5pm.</p>	
<p>6. Ridership Dashboard</p> <p>Action: Discussion</p>	<p>Mary Bach-Jackson, GIS Planner, shared the updated Ridership Dashboard with the Loop Board members and guests in attendance.</p> <p>The newest update is the addition of Saturday data as an option on the site. The previous quarter's data (through March 2025) has been uploaded as well.</p>	

	<p>This dashboard gives a basic overview based on data provided by the transit system itself. There is a data discrepancy going on at the moment that staff are working to resolve. This is a basic overview which shows current routes, historical data, and data by financial year.</p> <p>The Loop Ridership Dashboard can be found at this link: Linn-Benton Loop Tableau Public.</p> <p>Councilor Saalsaa asked about the discrepancies in numbers.</p> <p>Bach-Jackson answered that the discrepancy in counts varies between 50 and 3,300 depending on the month. In a perfect world it would be the exact same number. The ratio isn't shown on the dashboard; however, it is in the Loop Attachment C.</p> <p>Preston added Mary has been very helpful in providing Albany staff with templates when uploading the data amounts. This spreadsheet will help with the data creep, and other discrepancies that have been occurring with the data.</p>	
<p>7. Updates and Other Business:</p> <ul style="list-style-type: none"> • Member Agency Updates 	<p>Candy Bliss shared for the Loop's summer schedule, the Connector 2 Route has been dropped and all other routes run as normal. The Connect 1 route will run about once an hour all through the summer.</p> <p>Bliss shared staff are waiting on a new bus, there will likely be a new bus arriving soon. There will also be two new supervisors coming, one on June 1st and the other on July 1st.</p>	

	<p>These supervisors will oversee all of transit and will work opposite of each other. These positions are not new and will be replacing vacant positions.</p> <p>Councilor Saalsaa inquired about the process of replacing Councilor Montague for the AAMPO representative as the councilor had previously stepped down from Albany City Council.</p> <p>Executive Assistant Ashlyn Muzechenko answered staff have reached out to the city for an update on the councilor's replacement. Should we not hear back before the June AAMPO Board meeting, a new member will be assigned by the AAMPO Policy Board.</p> <p>Sheldon Flom shared commencement is June 12th which will mean the college activities will be winding down with summer school being primarily online. Students won't return to campus until September 22nd with fall term beginning September 29th. Summer Enrollment is up in enrollment. The board has approved the contract for the mobility hub and will be starting construction as soon as possible.</p> <p>CAMPO Planner Corum Ketchum shared funding is available for low or no emission buses or facilities. The COG is promoting this opportunity to their members. The grant will close on July 15th. ODOT is offering to collect all rural applications that they will manage. This opportunity will close on June 9th.</p> <p>The group noted the lead time to receive a bus is around one year.</p> <p>Councilor Saalsaa shared there have been positive feedback for the bus shelters that have been added in Philomath. This is a big</p>	
--	--	--

	success for the city that will contribute to better and steady ridership.	
8. Adjournment	The next Loop Governing Board meeting is scheduled for August 26, 2025.	The Linn Benton Loop Board meeting was adjourned at 4:00 pm by the 2025 Chair, Sheldon Flom

07/29/2025
08:28:53

City of Albany, OR
FLEXIBLE PERIOD REPORT
PP 06

PAGE 1
glflxprt

FROM 2025 01 TO 2025 13

ACCOUNTS FOR:	ORIGINAL APPROP	TRANFRS/ ADJSTMTS	REVISED BUDGET	ACTUALS	ENCUMBRANCES	AVAILABLE BUDGET	PCT USED
213 PUBLIC TRANSIT							
21340105 213 LINN-BENTON LOOP							
21340105 420045 FTA SECTION 5307	0	-144,735	-144,735	-448,935.00		304,200.00	310.2%
21340105 420047 FTA SECTION 5307 - CAPITAL	0	-172,000	-172,000	.00		-172,000.00	.0%
21340105 420048 FTA SECTION 5307 - SAFETY	0	0	0	-7,946.02		7,946.02	.0%
21340105 428200 LBCC PARTNERSHIP	0	-140,000	-140,000	-140,000.00		.00	100.0%
21340105 428205 INTERGOVERNMENTAL AGREEMEN	0	-140,000	-140,000	-140,000.00		.00	100.0%
21340105 435006 CHARGES FOR SERVICE: LOOP	0	-716,494	-716,494	-716,494.00		.00	100.0%
21340105 469015 MISCELLANEOUS REVENUE	0	0	0	-3,731.28		3,731.28	.0%
21340105 499050 BEGINNING BALANCE	1	-150,001	-150,000	.00		-150,000.00	.0%
21340105 510010 WAGES & SALARIES	0	550,297	550,297	459,823.67		90,473.29	83.6%
21340105 520010 TEMPORARY EMPLOYEES	0	7,435	7,435	17,029.08		-9,594.15	229.0%
21340105 530010 OVERTIME	0	32,679	32,679	20,012.71		12,665.93	61.2%
21340105 540050 UNEMPLOYMENT CLAIMS	0	12,000	12,000	.00		12,000.00	.0%
21340105 560001 EMPLOYER MEDICAL	0	295,155	295,155	188,881.75		106,273.12	64.0%
21340105 560005 EMPLOYER DENTAL	0	20,515	20,515	11,036.67		9,478.59	53.8%
21340105 560008 EMPLOYER VISION	0	8,226	8,226	4,200.31		4,025.41	51.1%
21340105 560010 EMPLOYER PAID BENEFITS	0	63,366	63,366	39,021.47		24,344.96	61.6%
21340105 560012 EMPLOYER PAID DEFERRED COM	0	3,908	3,908	3,172.36		735.15	81.2%
21340105 560014 EMPLOYER PAID LTD/LIFE/AD&	0	0	0	3,692.59		-3,692.59	.0%
21340105 560016 EMPLOYER PAID WORKER'S COM	0	34,122	34,122	13,016.18		21,105.37	38.1%
21340105 560018 EMPLOYER PAID OREGON WBF	0	10,350	10,350	182.58		10,167.82	1.8%
21340105 560020 PERS	0	182,519	182,519	151,091.14		31,428.08	82.8%
21340105 560022 EMPLOYER PAID OREGON PAID LE	0	8,618	8,618	3,454.19		5,164.04	40.1%
21340105 560030 HRA VEBA	0	18,379	18,379	16,321.67		2,057.10	88.8%
21340105 600115 INSURANCE & BONDS	0	8,447	8,447	15,580.93		-7,133.73	184.5%
21340105 600400 CONTRACTUAL SERVICES	0	0	0	18,530.69		-19,488.14	.0%
21340105 602300 SOFTWARE	0	2,961	2,961	1,568.58		-983.11	133.2%
21340105 610005 ADVERTISING & PUBLICATIONS	0	2,105	2,105	45.45		2,059.16	2.2%
21340105 610075 BANKING FEES	0	1,000	1,000	.00		1,000.00	.0%
21340105 610100 DUPLICATION & FAX	0	1,725	1,725	897.35		827.53	52.0%
21340105 610130 PROFESSIONAL DEVELOPMENT	0	1,320	1,320	726.01		593.99	55.0%
21340105 610405 OPERATING EXPENSE	0	2,021	2,021	4,094.84		-3,162.58	256.5%
21340105 610420 MEETINGS & CONFERENCES	0	3,728	3,728	730.26		2,997.43	19.6%
21340105 610425 MEMBERSHIPS & DUES	0	1,300	1,300	.00		1,300.00	.0%
21340105 610430 EQUIP/MAINT UNDER 10K	0	0	0	2,601.24		-2,601.24	.0%
21340105 610545 PRINTING & BINDING	0	3,200	3,200	.00		3,200.00	.0%
21340105 610750 UNIFORMS & CLOTHING	0	1,307	1,307	1,709.77		-609.43	146.6%
21340105 610800 FUEL	0	156,576	156,576	95,187.55		19,179.81	87.8%
21340105 630000 ELECTRICITY	0	1,875	1,875	4,653.63		-3,101.31	265.4%

07/29/2025
08:28:54

City of Albany, OR
FLEXIBLE PERIOD REPORT
PP 06

PAGE 2
glflxrpt

FROM 2025 01 TO 2025 13

ACCOUNTS FOR:	ORIGINAL APPROP	TRANFRS/ADJSTMTS	REVISED BUDGET	ACTUALS	ENCUMBRANCES	AVAILABLE BUDGET	PCT USED
213 PUBLIC TRANSIT							
21340105 630005 NATURAL GAS	0	0	0	1,591.01		-1,591.01	.0%
21340105 630010 TELECOMMUNICATIONS	0	5,683	5,683	295.00		5,388.38	5.2%
21340105 630400 WATER SERVICE	0	540	540	1,742.75		-1,202.60	322.6%
21340105 630405 SEWER SERVICE CHARGES	0	333	333	480.91		-148.32	144.6%
21340105 630410 STORMWATER SERVICE CHARGES	0	174	174	257.70		-83.90	148.3%
21340105 650015 MAINT: COMMUNICATION EQUIP	0	551	551	.00		550.60	.0%
21340105 652800 SAFETY IMPROVEMENTS	0	0	0	.00		-445.00	.0%
21340105 653600 VEHICLE MAINTENANCE	0	150,000	150,000	328,491.74		-266,227.49	277.5%
21340105 655100 MAINT: BUILDING	0	4,400	4,400	3,745.50		654.50	85.1%
21340105 660100 CS: BUILDING MAINTENANCE	-1,300	4,250	2,950	2,949.96		.08	100.0%
21340105 660200 CENTRAL SERVICE ALLOCATION	-3,700	11,300	7,600	7,599.96		.08	100.0%
21340105 660210 CS: FINANCE	0	23,850	23,850	23,850.00		.00	100.0%
21340105 660211 CS: CITY MANAGER'S OFFICE	-300	21,800	21,500	21,500.04		-.08	100.0%
21340105 660212 CS: MAYOR & COUNCIL	-200	2,400	2,200	2,199.96		.08	100.0%
21340105 660214 CS: HUMAN RESOURCES	-500	13,050	12,550	12,549.96		.08	100.0%
21340105 660215 CS: LABOR RELATIONS	0	900	900	900.00		.00	100.0%
21340105 660225 CS: EMERGENCY MGMT/SAFETY	0	2,600	2,600	2,600.04		-.08	100.0%
21340105 660400 EQUIPMENT REPLACEMENT	0	45,000	45,000	45,000.00		.00	100.0%
21340105 660700 CS: INFORMATION TECHNOLOGY	0	9,000	9,000	9,000.00		.00	100.0%
21340105 660701 CS: PHONE SYSTEM REPLACE	0	100	100	99.96		.08	99.9%
21340105 660800 CS: IT EQUIPMENT REPLACEMENT	0	500	500	500.04		-.08	100.0%
21340105 662500 PW SERVICE ALLOCATION	0	94,195	94,195	76,500.00		17,695.31	81.2%
21340105 665400 PHYSICAL EXAMS & MEDICALS	0	0	0	775.00		-775.00	.0%
21340105 670600 SAFETY RECOGNITION PROGRAM	0	200	200	.00		200.00	.0%
21340105 690000 RESERVE: OPERATING	0	63,500	63,500	.00		63,500.00	.0%
21340105 700170 FTA 5307 - SAFETY 1%	0	0	0	7,498.67		-7,498.67	.0%
TOTAL 213 LINN-BENTON LOOP	-5,999	426,230	420,231	170,284.57		114,604.76	%
21340106 213 LINN-BENTON LOOP STIF							
21340106 428120 STIF - LINN COUNTY	0	-337,247	-337,247	-337,247.00		.00	100.0%
21340106 428125 STIF - BENTON COUNTY	0	-379,247	-379,247	-379,247.00		.00	100.0%
21340106 499050 BEGINNING BALANCE	0	0	0	.00		.00	.0%
21340106 630506 CHARGES FOR SERVICE: LOOP	0	716,494	716,494	716,494.00		.00	100.0%
TOTAL 213 LINN-BENTON LOOP STIF	0	0	0	.00		.00	.0%
TOTAL PUBLIC TRANSIT	-5,999	426,230	420,231	170,284.57		114,604.76	%
TOTAL REVENUES	1	-2,179,724	-2,179,723	-2,173,600.30		-6,122.70	
TOTAL EXPENSES	-6,000	2,605,954	2,599,954	2,343,884.87		120,727.46	

**Linn-Benton Loop STIF Funds Remaining
(Last Updated 7/29/25)**

<u>Fiscal Year</u>	<u>Project</u>	<u>Remaining Project Funds</u>
23-24/24-25	STIF - Benton County	\$824,000
	Drawdown 10/31/23	(\$100,542)
	Drawdown 1/31/24	(\$106,296)
	Drawdown 4/25/24	(\$107,649)
	Drawdown 7/29/24	(\$130,266)
	Drawdown 10/23/24	(\$105,647)
	Drawdown 1/30/25	(\$137,354)
	Drawdown 4/29/25	(\$123,871)
	Drawdown 7/29/25	(\$12,375)
		SUBTOTAL
23-24/24-25	STIF - Linn County	\$782,000
	Drawdown 10/31/23	(\$100,542)
	Drawdown 1/31/24	(\$106,296)
	Drawdown 4/25/24	(\$107,649)
	Drawdown 7/29/24	(\$130,266)
	Drawdown 10/23/24	(\$105,647)
	Drawdown 1/30/25	(\$137,354)
	Drawdown 4/29/25	(\$81,871)
	Drawdown 7/29/25	(\$12,375)
		SUBTOTAL
	GRAND TOTAL	\$0

07/29/2025
08:29:58

City of Albany, OR
FLEXIBLE PERIOD REPORT
PP 06

PAGE 1
glflxprt

FROM 2025 10 TO 2025 13

ACCOUNTS FOR:		ORIGINAL	TRANFRS/	REVISED			AVAILABLE	PCT
213 PUBLIC TRANSIT		APPROP	ADJSTMTS	BUDGET	ACTUALS	ENCUMBRANCES	BUDGET	USED
21340105 213 LINN-BENTON LOOP								
21340105	420045	FTA SECTION 5307	0	0	-132,227.00		132,227.00	.0%
21340105	435006	CHARGES FOR SERVICE: LOOP	0	0	-230,492.00		230,492.00	.0%
21340105	469015	MISCELLANEOUS REVENUE	0	0	-3,597.96		3,597.96	.0%
21340105	499050	BEGINNING BALANCE	1	-150,000	-149,999.00		-149,999.17	.0%
21340105	510010	WAGES & SALARIES	0	0	107,831.09		-107,831.09	.0%
21340105	520010	TEMPORARY EMPLOYEES	0	0	5,582.00		-5,582.00	.0%
21340105	530010	OVERTIME	0	0	7,625.19		-7,625.19	.0%
21340105	560001	EMPLOYER MEDICAL	0	0	46,461.72		-46,461.72	.0%
21340105	560005	EMPLOYER DENTAL	0	0	2,626.62		-2,626.62	.0%
21340105	560008	EMPLOYER VISION	0	0	993.49		-993.49	.0%
21340105	560010	EMPLOYER PAID BENEFITS	0	0	9,049.62		-9,049.62	.0%
21340105	560012	EMPLOYER PAID DEFERRED COM	0	0	650.20		-650.20	.0%
21340105	560014	EMPLOYER PAID LTD/LIFE/AD&	0	0	845.23		-845.23	.0%
21340105	560016	EMPLOYER PAID WORKER'S COM	0	0	3,541.05		-3,541.05	.0%
21340105	560018	EMPLOYER PAID OREGON WBF	0	0	42.97		-42.97	.0%
21340105	560020	PERS	0	0	39,810.22		-39,810.22	.0%
21340105	560022	EMPLYR PAID OREGON PAID LE	0	0	809.13		-809.13	.0%
21340105	600400	CONTRACTUAL SERVICES	0	0	7,728.00		-3,229.28	.0%
21340105	602300	SOFTWARE	0	0	35.07		-35.07	.0%
21340105	610005	ADVERTISING & PUBLICATIONS	0	0	45.45		-45.45	.0%
21340105	610100	DUPLICATION & FAX	0	0	218.95		-218.95	.0%
21340105	610130	PROFESSIONAL DEVELOPMENT	0	0	267.50		-267.50	.0%
21340105	610405	OPERATING EXPENSE	0	0	963.22		-2,051.85	.0%
21340105	610430	EQUIP/MAINT UNDER 10K	0	0	2,601.24		.00	.0%
21340105	610750	UNIFORMS & CLOTHING	0	0	747.21		-139.36	.0%
21340105	610800	FUEL	0	0	34,090.31		-497.68	.0%
21340105	630000	ELECTRICITY	0	0	1,443.36		-857.56	.0%
21340105	630005	NATURAL GAS	0	0	564.00		-564.00	.0%
21340105	630010	TELECOMMUNICATIONS	0	0	48.99		-48.99	.0%
21340105	630400	WATER SERVICE	0	0	207.30		-207.30	.0%
21340105	630405	SEWER SERVICE CHARGES	0	0	129.18		-129.18	.0%
21340105	630410	STORMWATER SERVICE CHARGES	0	0	67.26		-67.26	.0%
21340105	653600	VEHICLE MAINTENANCE	0	150,000	150,000.00		43,050.27	71.3%
21340105	655100	MAINT: BUILDING	0	0	900.00		-900.00	.0%
21340105	660100	CS: BUILDING MAINTENANCE	-1,300	0	-1,300.00		-2,037.49	-56.7%
21340105	660200	CENTRAL SERVICE ALLOCATION	-3,700	0	-3,700.00		-5,599.99	-51.4%
21340105	660210	CS: FINANCE	0	0	5,962.50		-5,962.50	.0%
21340105	660211	CS: CITY MANAGER'S OFFICE	-300	0	-300.00		-5,675.01	*****%

07/29/2025
08:29:59

City of Albany, OR
FLEXIBLE PERIOD REPORT
PP 06

PAGE 2
glflxrpt

FROM 2025 10 TO 2025 13

ACCOUNTS FOR: 213 PUBLIC TRANSIT	ORIGINAL APPROP	TRANFRS/ ADJSTMTS	REVISED BUDGET	ACTUALS	ENCUMBRANCES	AVAILABLE BUDGET	PCT USED
21340105 660212 CS: MAYOR & COUNCIL	-200	0	-200	549.99		-749.99	-275.0%
21340105 660214 CS: HUMAN RESOURCES	-500	0	-500	3,137.49		-3,637.49	-627.5%
21340105 660215 CS: LABOR RELATIONS	0	0	0	225.00		-225.00	.0%
21340105 660225 CS: EMERGENCY MGMT/SAFETY	0	0	0	650.01		-650.01	.0%
21340105 660400 EQUIPMENT REPLACEMENT	0	0	0	11,250.00		-11,250.00	.0%
21340105 660700 CS: INFORMATION TECHNOLOGY	0	0	0	2,250.00		-2,250.00	.0%
21340105 660701 CS: PHONE SYSTEM REPLACE	0	0	0	24.99		-24.99	.0%
21340105 660800 CS: IT EQUIPMENT REPLACEMENT	0	0	0	125.01		-125.01	.0%
21340105 662500 PW SERVICE ALLOCATION	0	0	0	19,125.00		-19,125.00	.0%
21340105 665400 PHYSICAL EXAMS & MEDICALS	0	0	0	235.00		-160.00	.0%
21340105 700000 VEHICLES & EQUIPMENT	0	0	0	.00		900,000.00	.0%
TOTAL 213 LINN-BENTON LOOP	-5,999	0	-5,999	21,587.11		866,767.62	%
21340106 213 LINN-BENTON LOOP STIF							
21340106 428120 STIF - LINN COUNTY	0	0	0	-94,246.00		94,246.00	.0%
21340106 428125 STIF - BENTON COUNTY	0	0	0	-136,246.00		136,246.00	.0%
21340106 499050 BEGINNING BALANCE	0	0	0	.00		.21	.0%
21340106 630506 CHARGES FOR SERVICE: LOOP	0	0	0	230,492.00		-230,492.00	.0%
TOTAL 213 LINN-BENTON LOOP STIF	0	0	0	.00		.21	%
TOTAL PUBLIC TRANSIT	-5,999	0	-5,999	21,587.11		866,767.83	%
TOTAL REVENUES	1	-150,000	-149,999	-596,808.96		446,810.00	
TOTAL EXPENSES	-6,000	150,000	144,000	618,396.07		419,957.83	

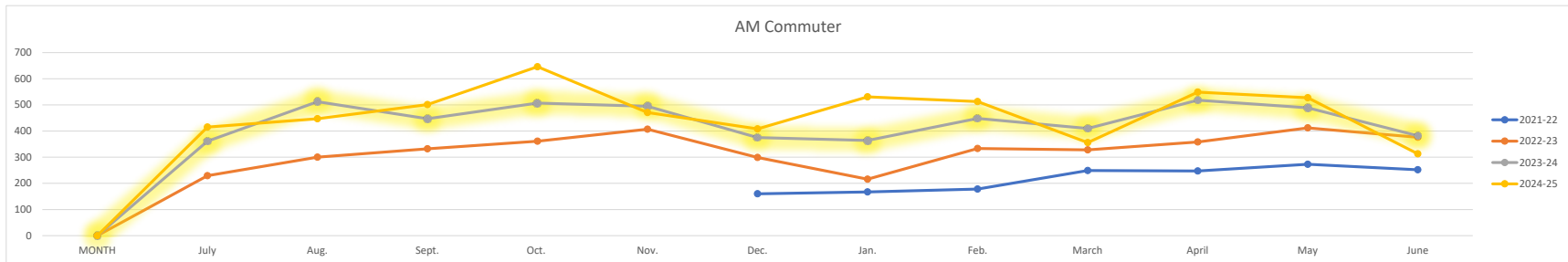
**Linn-Benton Loop FTA Section 5307 Grant Funds Remaining
(Last Updated 7/29/25)**

<u>Grant Year</u>	<u>Project</u>	<u>Match Ratio</u>	<u>Remaining Project Funds</u>	<u>FTA Match Required</u>	<u>Local Match Required</u>
20-21 & 21-22	FTA 5307 - Operations	80:20	1,228,000	614,000	614,000 as of 6/16/25
	6/26/25 Disbursement			(15,049)	(15,049)
	7/29/25 Disbursement			(134,430)	(134,430)
	FTA 5307 - Preventive Maintenance	80:20	153,238	122,590	30,648 as of 6/16/25
	6/26/25 Disbursement			(24,715)	(6,179)
	7/29/25 Disbursement			(48,345)	(12,086)
	SUBTOTAL		1,228,000	514,051	476,904
24-25	FTA 5307 - Operations	50:50	739,200	369,600	369,600 as of 7/29/25
	FTA 5307 - Preventive Maintenance	80:20	84,000	67,200	16,800 as of 7/29/25
	SUBTOTAL		823,200	436,800	386,400
	GRAND TOTAL		2,051,200	950,851	863,304

AM US 20 COMMUTER
WEEKDAY RIDERSHIP
2022 -2023

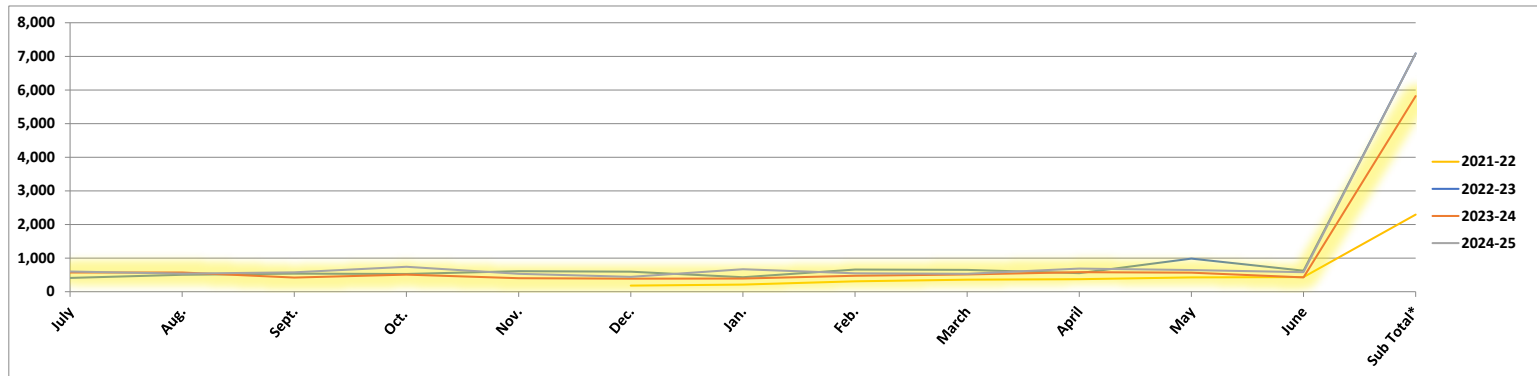
AM US 20 Commuter

MONTH	2021-22	2021-23	2023-24	2024-25																	+/-	Ratio
July		229	361	415																	54	13.0%
Aug.		300	512	447																	-65	-14.5%
Sept.		332	447	501																	54	10.8%
Oct.		361	507	646																	139	21.5%
Nov.		407	495	471																	-24	-5.1%
Dec.	160	299	375	408																	33	8.1%
Jan.	167	216	364	531																	167	31.5%
Feb.	178	333	448	513																	65	12.7%
March	249	328	410	356																	-54	-15.2%
April	247	358	518	549																	160	30.9%
May	273	412	489	527																	139	33.7%
June	252	376	382	313																	124	33.0%
Sub Total*	1,526	3,951	5,308	5,677	0	0	0	0	0	0	0	0	0	0	0	0	0	0	0	0	0	#DIV/0!
Grand Total	1,526	3,951	5,308	5,677																	0	#DIV/0!



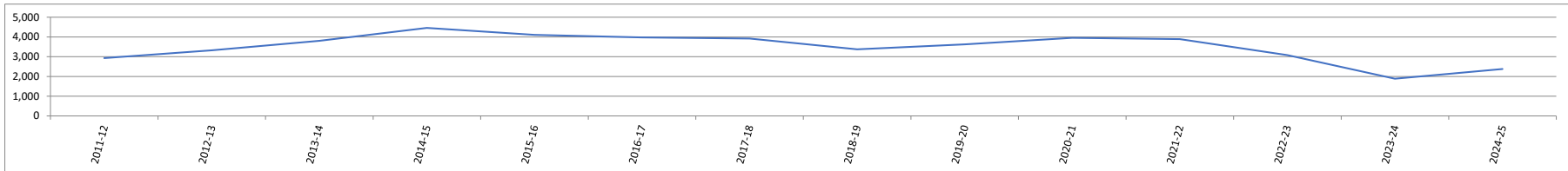
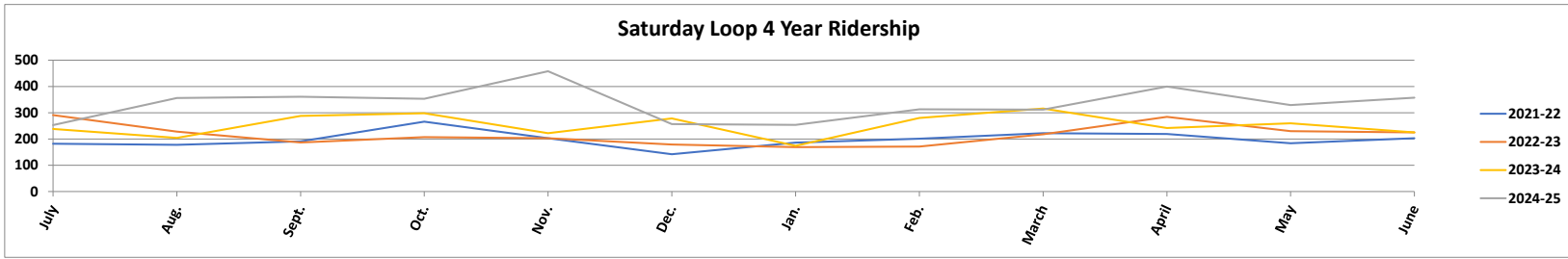
PM US 20 Commuter

MONTH	2021-22	2022-23	2023-24	2024-25																+/-	Ratio	
July		410	571	600																	29	4.8%
Aug.		504	571	537																	-34	-6.3%
Sept.		538	421	578																	157	27.2%
Oct.		528	509	741																	232	31.3%
Nov.		611	402	534																	132	24.7%
Dec.	182	597	388	442																	54	12.2%
Jan.	213	429	394	667																	273	40.9%
Feb.	308	660	473	545																	72	13.2%
March	358	651	511	532																	21	3.9%
April	371	554	583	688																	29	5.0%
May	428	982	568	644																	-414	56.4%
June	434	624	428	580																	-196	30.4%
Sub Total	2,294	7,088	5,819	7,088	0	0	0	0	0	0	0	0	0	0	0	0	0	0	0	0	0	#DIV/0!
Grand Total	2,294	7,088	5,819	7,088																	0	#DIV/0!



**LINN-BENTON LOOP
SATURDAY SERVICE
2023-2024**

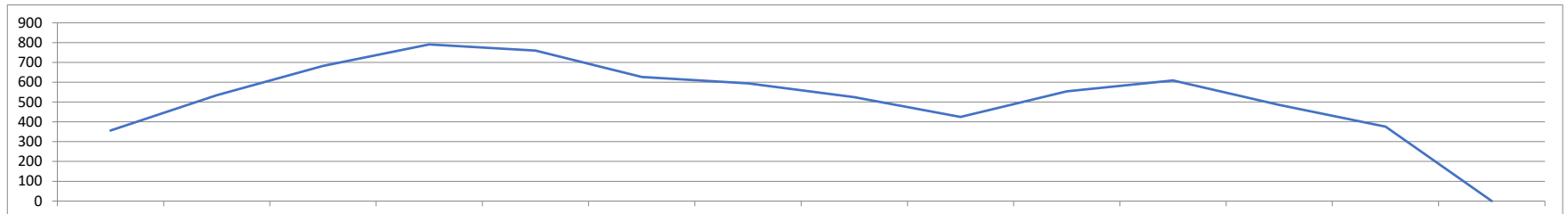
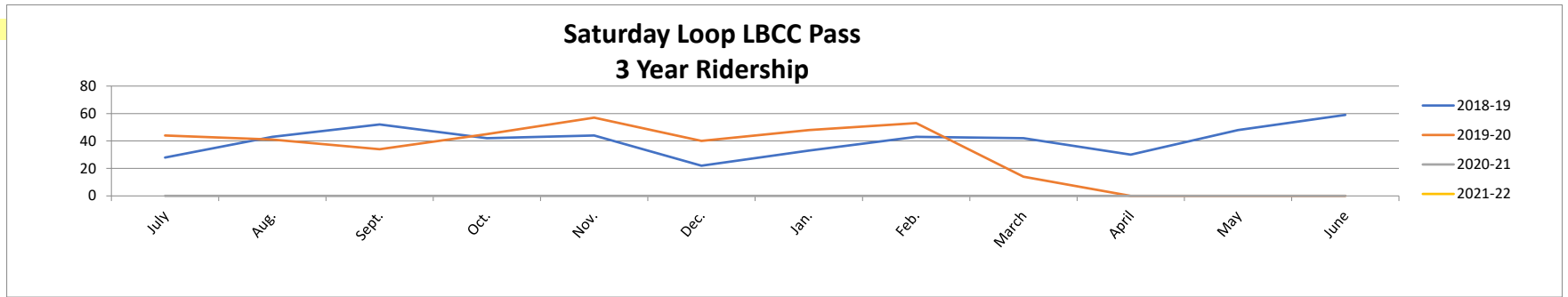
MONTH	2006-07	2007-08	2008-09	2009-10	2010-11	2011-12	2012-13	2013-14	2014-15	2015-16	2016-17	2017-18	2018-19	2019-20	2020-21	2021-22	2022-23	2023-24	2024-25	+/-	Ratio	
July			93	147	160	250	356	252	262	274	195	315	291	405	296	121	182	291	238	253	15	5.9%
Aug.	90	245	241	227	235	339	267	400	353	325	219	262	309	349	208	178	228	204	356	152	42.7%	
Sept.	185	229	227	209	294	323	494	324	317	247	259	388	259	333	179	191	187	288	361	73	20.2%	
Oct.	212	171	239	303	349	497	321	307	436	375	407	310	332	363	200	266	207	298	353	55	15.6%	
Nov.	165	217	334	388	350	366	318	444	346	282	334	308	320	466	168	203	203	222	458	236	51.5%	
Dec.	199	226	184	161	180	353	407	232	244	239	333	328	239	273	147	142	179	278	257	-21	-8.2%	
Jan.	160	175	358	356	331	354	265	309	344	314	206	289	308	269	173	186	169	174	254	80	31.5%	
Feb.	177	235	235	264	345	369	377	227	298	251	258	343	310	298	131	201	171	280	313	33	10.5%	
March	206	257	232	334	349	399	385	421	342	271	276	406	424	175	162	222	218	316	312	-4	-1.3%	
April	176	253	242	320	472	337	294	323	295	333	362	296	335	55	120	219	284	242	400	65	22.9%	
May	147	275	251	357	340	367	319	400	403	246	339	332	325	85	175	184	230	260	329	46	20.0%	
June	221	267	241	246	309	399	409	328	271	298	321	405	328	116	102	203	225	225	357	22	-13.7%	
Totals	1,938	2,643	2,931	3,325	3,804	4,459	4,108	3,977	3,923	3,376	3,629	3,958	3,894	3,078	1,886	2,377	2,592	3,025	4,003	215	8.3%	



**LINN-BENTON LOOP
LBCC PASS PROGRAM
SATURDAY SERVICE 2019-2020**


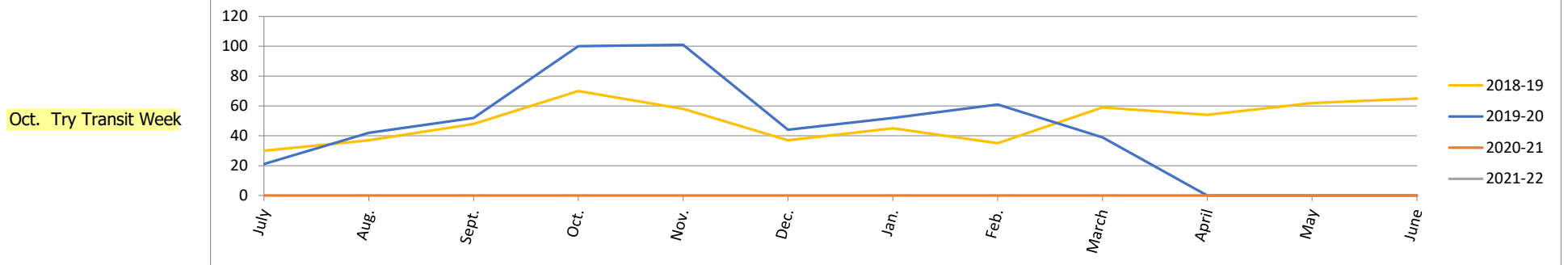
MONTH	2006-07	2007-08	2008-09	2009-10	2010-11	2011-12	2012-13	2013-14	2014-15	2015-16	2016-17	2017-18	2018-19	2019-20	2020-21	2021-22	+/-	Ratio
July		8	16	18	37	44	56	51	35	19	36	35	28	44	0		-44	#DIV/0!
Aug.	12	2	30	31	33	48	28	48	42	36	18	30	43	41	0		-2	-4.9%
Sept.	17	18	31	22	35	44	56	43	35	27	29	48	52	34	0		-18	-52.9%
Oct.	22	12	23	46	72	66	38	48	56	39	58	62	42	45	0		3	6.7%
Nov.	28	16	50	74	69	75	55	70	57	41	43	61	44	57	0		13	22.8%
Dec.	33	37	50	41	40	84	57	32	37	23	54	41	22	40	0		18	45.0%
Jan.	19	24	74	66	92	69	61	61	43	34	33	36	33	48	0		15	31.3%
Feb.	19	43	48	70	82	68	53	31	45	41	54	42	43	53	0		10	18.9%
March	23	54	50	95	84	72	68	52	40	31	47	76	42	14	0		-28	-200.0%
April	19	58	53	85	86	63	39	63	52	54	64	35	30	0	0		-5	-16.7%
May	13	42	58	83	92	45	50	59	48	40	52	54	48	0	0		-6	-12.5%
June	27	42	52	52	69	82	66	36	35	40	66	89	59	0	0		-59	#DIV/0!
Totals	232	356	535	683	791	760	627	594	525	425	554	609	486	376	0		-123	-32.7%

Oct. Try Transit Week



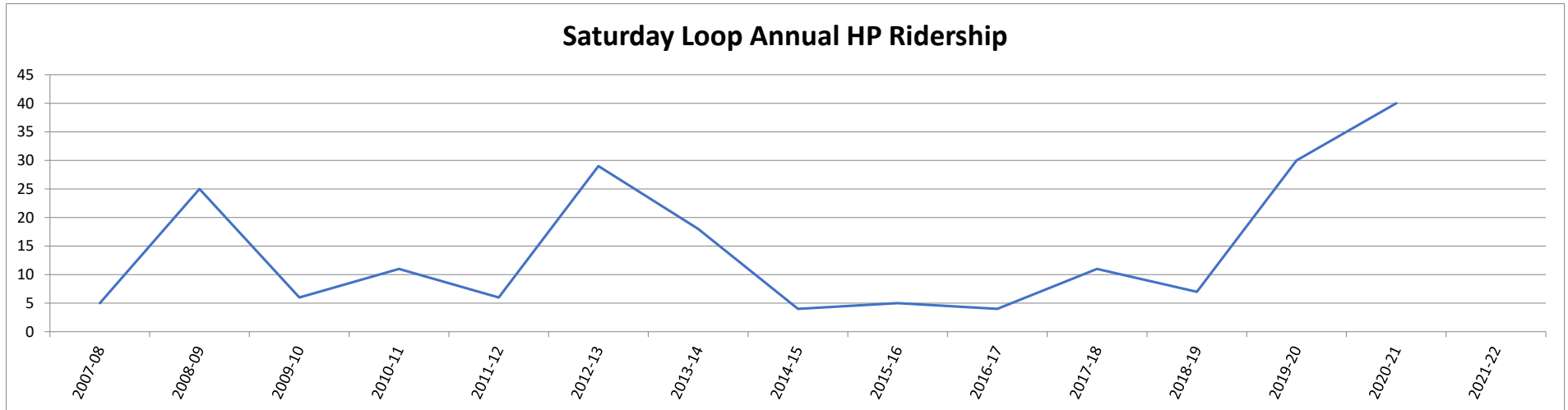
LINN BENTON LOOP OSU PASS PROGRAM SATURDAY SERVICE 2019-2020

MONTH	2006-07	2007-08	2008-09	2009-10	2010-11	2011-12	2012-13	2013-14	2014-15	2015-16	2016-17	2017-18	2018-19	2019-20	2020-21	2021-22	+/-	Ratio
July		19	35	27	21	37	38	40	34	39	43	35	30	21	0		-21	#DIV/0!
Aug.	15	37	46	28	47	37	45	75	42	58	23	41	37	42	0		5	11.9%
Sept.	50	23	30	32	69	62	123	72	64	41	33	72	48	52	0		4	7.7%
Oct.	48	24	44	59	65	125	89	51	80	50	66	73	70	100	0		30	30.0%
Nov.	52	24	50	53	78	65	54	98	92	38	47	36	58	101	0		43	42.6%
Dec.	45	30	27	32	18	47	74	43	52	37	54	81	37	44	0		7	15.9%
Jan.	69	28	89	92	59	68	50	71	61	71	35	65	45	52	0		7	13.5%
Feb.	64	36	48	51	62	69	70	37	55	10	54	73	35	61	0		26	42.6%
March	45	40	43	62	48	81	98	78	80	66	57	76	59	39	0		-20	-51.3%
April	43	28	52	57	81	60	61	72	72	61	61	49	54	0	0		5	0.0%
May	25	53	73	83	60	91	52	48	88	35	53	53	62	0	0		9	0.0%
June	46	58	55	24	31	92	60	58	51	42	55	55	65	0	0		0	0.0%
Totals	502	400	592	600	639	834	814	743	771	548	581	709	600	512			-109	-17.2%



LINN BENTON LOOP HP PASS PROGRAM SATURDAY SERVICE 2021-2022

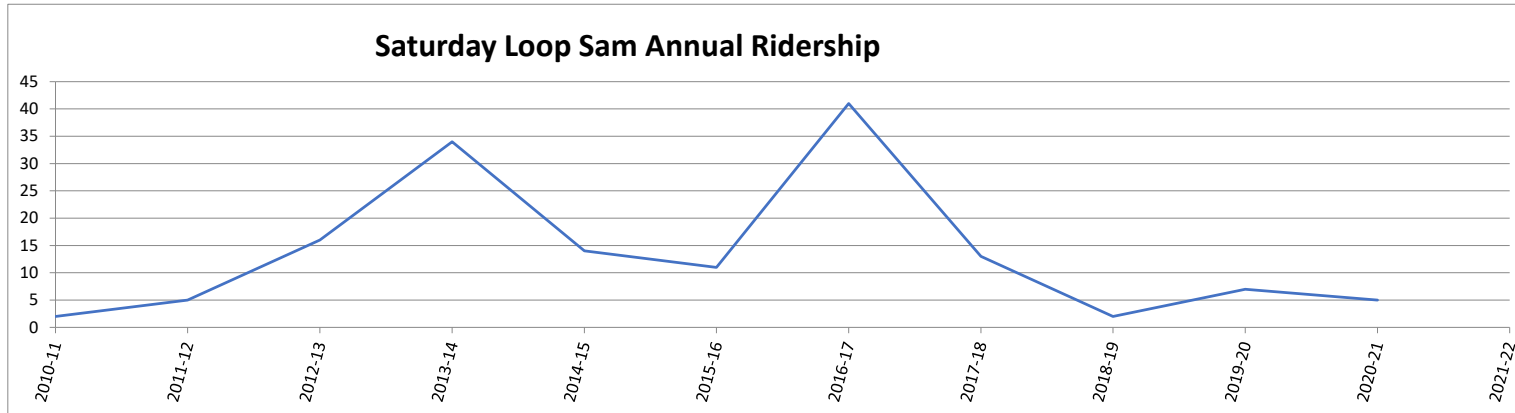
MONTH	2006-07	2007-08	2008-09	2009-10	2010-11	2011-12	2012-13	2013-14	2014-15	2015-16	2016-17	2017-18	2018-19	2019-20	2020-21	2021-22	+/-	Ratio
July		0	0	0	0	0	1	3	2	2	2	1	1	9	0		0	#DIV/0!
Aug.	0	0	0	1	0	0	7	0	3	0	2	0	0	9	0		9	100.00%
Sept.	1	0	0	3	0	0	2	0	0	2	3	0	0	8	0		8	100.00%
Oct.	2	0	0	2	0	1	3	1	0	0	0	0	4	3	0		-1	-33.33%
Nov.	0	1	1	2	0	0	3	0	0	0	0	3	1	8	0		7	87.50%
Dec.	2	3	0	1	0	0	0	0	0	0	2	0	0	2	0		2	100.00%
Jan.	0	5	4	0	0	1	1	0	0	0	2	0	6	0	0		-6	0.00%
Feb.	0	4	0	0	1	3	0	0	0	0	0	0	0	1	0		1	100.00%
March	0	6	0	0	0	6	0	0	0	0	0	0	6	0	0		-6	0.00%
April	0	3	0	2	3	4	0	0	0	0	0	0	0	0	0		0	0.00%
May	0	2	1	0	2	9	0	0	0	0	0	2	3	0	0		-3	#DIV/0!
June	0	1	0	0	0	5	1	0	0	0	0	1	9	0	0		-9	#DIV/0!
Totals	5	25	6	11	6	29	18	4	5	4	11	7	30	40		23	25.00%	



**LINN-BENTON LOOP
SAMARITAN PASS PROGRAM
SATURDAY SERVICE 2021-2022**

MONTH	2008-09	2009-10	2010-11	2011-12	2012-13	2013-14	2014-15	2015-16	2016-17	2017-18	2018-19	2019-20	2020-21	2021-22	+/-	Ratio
July	0	0	2	0	0	3	2	2	2	0	3	1	0		0	#DIV/0!
Aug.	0	0	0	0	4	4	1	6	1	0	0	0	0		0	0.00%
Sept.	0	0	0	0	3	0	1	6	0	0	1	0	0		-1	0.00%
Oct.	0	0	2	0	3	2	2	3	0	0	0	1	0		1	100.00%
Nov.	1	0	0	2	3	3	0	10	4	0	1	3	0		2	66.67%
Dec.	0	0	0	3	3	1	0	1	4	0	0	0	0		0	0.00%
Jan.	1	0	1	5	3	0	0	1	0	0	0	0	0		0	0.00%
Feb.	0	0	0	0	0	0	0	1	0	0	0	0	0		0	0.00%
March	1	0	0	4	5	0	0	3	0	2	0	0	0		0	0.00%
April	0	0	0	0	4	1	2	4	0	0	0	0	0		0	0.00%
May	0	0	0	1	5	0	2	3	2	0	0	0	0		0	0.00%
June	0	2	0	1	1	0	1	1	0	0	2		0		-2	0.00%
Totals	3	2	5	16	34	14	11	41	13	2	7	5			5	-0.4

Oct. Try Transit Week



From: [Bliss, Candy](#)
To: [Billy McGregor](#)
Cc: [Ashlyn Muzechenko](#)
Subject: Re: Loop Board Attachment, HP Schedule
Date: Tuesday, August 19, 2025 2:22:45 PM
Attachments: [Loop board rider info..xlsx](#)

Hi Billy,

Here is what I have come up with. Please let me know if I should add anything else.

I am proposing we cancel the 2:40 Connector 2 and start the Commuter at 3:30PM and ending the Commuter an hour earlier at 8:10PM.

I attached some ridership numbers from April and May so you can compare numbers. I randomly chose dates and can add more if you think it is necessary.

I decided the Connector 2 would be a better option than the Connector 1 since the Heart to Hub runs so close to the 2:40 PM Connector. The Heart to Hub currently runs about about 10 minutes behind the connector 2 and they usually end up following each other.

I went back and looked at how the old Loop route used to run, stopping at HP on its way into Corvallis in the mornings then hitting HP on its way out of Corvallis in the evenings. I don't see any reason why couldn't make that change with some simple adjustments to the route.

In the mornings the route would stay the same. In the evenings the bus would go to the DTC first then to OSU making it easier to jump back onto 9th st. hitting HP on its way out of town. Doing this change to the route we could pick up on the opposite side of 9th st on our way to HP. I was told we had two stops almost directly across from the stops we currently have.

On a second tab I added the ridership for the evening Commuter and the Heart to Hub. From what I am told from the drivers, riders ride either the Commuter OR the Heart to Hub depending on which bus arrives first.

-Candy

From: Billy McGregor <bmcgregor@ocwcog.org>
Sent: Monday, August 18, 2025 12:27 PM
To: Bliss, Candy <Candy.Bliss@albanyoregon.gov>
Cc: Ashlyn Muzechenko <amuzechenko@ocwcog.org>
Subject: Loop Board Attachment, HP Schedule

Conn 1

	31-Mar	1-Apr	2-Apr	3-Apr	4-Apr
3:10	19	8	16	14	5
	7-Apr	8-Apr	9-Apr	10-Apr	11-Apr
3:10	27	22	10	16	6
	14-Apr	15-Apr	16-Apr	17-Apr	18-Apr
3:10	16	15	11	15	10
	22-Apr	22-Apr	23-Apr	24-Apr	25-Apr
3:10	10	20	16	11	15
	28-Apr	29-Apr	30-Apr	1-May	2-May
3:10	14	24	10	14	13
	5-May	6-May	7-May	8-May	9-May
3:10	16	14	16	7	11
	12-May	13-May	14-May	15-May	16-May
3:10	14	7	10	16	8
	19-May	20-May	21-May	22-May	23-May
3:10	18	22	14	10	7
	26-May	27-May	28-May	29-May	30-May
3:10	Holiday	12	13	16	14

Conn 2

	31-Mar	1-Apr	2-Apr	3-Apr	4-Apr
2:40	2	4	12	6	1
	11-Apr	12-Apr	13-Apr	14-Apr	15-Apr
2:40	9	10	15	9	5
	14-Apr	15-Apr	16-Apr	17-Apr	18-Apr
2:40	9	15	12	10	16
	21-Apr	22-Apr	23-Apr	24-Apr	25-Apr
2:40	10	12	7	12	12
	28-Apr	29-Apr	30-Apr	1-May	2-May
2:40	7	11	13	8	6
	5-May	6-May	7-May	8-May	9-May
2:40	15	7	13	9	9
	12-May	13-May	14-May	15-May	16-May
2:40	14	12	12	4	4
	19-May	20-May	21-May	22-May	23-May
2:40	8	8	10	7	8
	26-May	27-May	28-May	29-May	30-May
2:40	Holiday	8	6	9	5

Heart to Hub

	31-Mar	1-Apr	2-Apr	3-Apr	4-Apr
3:05	12	32	16	22	27
	11-Apr	12-Apr	13-Apr	14-Apr	15-Apr
3:05	26	10	13	13	18
	14-Apr	15-Apr	16-Apr	17-Apr	18-Apr
3:05	12	12	9	15	26
	21-Apr	22-Apr	23-Apr	24-Apr	25-Apr
3:05	19	23	18	7	12
	28-Apr	29-Apr	30-Apr	1-May	2-May
3:05	10	18	13	14	17
	5-May	6-May	7-May	8-May	9-May
3:05	13	19	15	15	20
	12-May	13-May	14-May	15-May	16-May
3:05	15	23	15	18	13
	19-May	20-May	21-May	22-May	23-May
3:05	14	11	15	18	22
	26-May	27-May	28-May	29-May	30-May
3:05	Holiday	12	10	10	14

PM commuter

PM Heart to Hub

8:10	31-Mar	1-Apr	2-Apr	3-Apr	4-Apr		8:30	31-Mar	1-Apr	2-Apr	3-Apr	4-Apr
	11-Apr	12-Apr	13-Apr	14-Apr	15-Apr		8:30	11-Apr	12-Apr	13-Apr	14-Apr	15-Apr
	14-Apr	15-Apr	16-Apr	17-Apr	18-Apr		8:30	14-Apr	15-Apr	16-Apr	17-Apr	18-Apr
	21-Apr	22-Apr	23-Apr	24-Apr	25-Apr		8:30	21-Apr	22-Apr	23-Apr	24-Apr	25-Apr
	28-Apr	29-Apr	30-Apr	1-May	2-May		8:30	28-Apr	29-Apr	30-Apr	1-May	2-May
	5-May	6-May	7-May	8-May	9-May		8:30	5-May	6-May	7-May	8-May	9-May
	12-May	13-May	14-May	15-May	16-May		8:30	12-May	13-May	14-May	15-May	16-May
	19-May	20-May	21-May	22-May	23-May		8:30	19-May	20-May	21-May	22-May	23-May
	26-May	27-May	28-May	29-May	30-May		8:30	26-May	27-May	28-May	29-May	30-May