

A RESOLUTION ACCEPTING THE ABSTRACT OF VOTES REGARDING THE BALLOTS CAST IN THE STATE OF OREGON GENERAL ELECTION HELD TUESDAY, NOVEMBER 7, 2000, REGARDING THE CITY OF ALBANY MEASURES ON A STREET IMPROVEMENT BOND, A FAMILY AQUATIC CENTER BOND, AND A FIVE-YEAR OPERATING LOCAL OPTION TAX.

WHEREAS, the Abstract of Votes prepared by Steve Druckenmiller, the duly elected, qualified County Clerk of the County of Linn, State of Oregon; as to the ballots cast in the Linn County election, held Tuesday, November 7, 2000, regarding the duly the local measures for the City of Albany; and

WHEREAS, the Abstract of Votes prepared by Jill Van Buren, the duly appointed, qualified Manager of Recording and Elections of the County of Benton, State of Oregon; as to the ballots cast in the Benton County election, held Tuesday, November 7, 2000, regarding the local measures for the City of Albany; and

NOW, THEREFORE, BE IT RESOLVED that the same is hereby accepted.

TOTAL CERTIFIED

22-95: Authorizing General Obligation Bonds for Street Improvements.

	<u>Linn County</u>	<u>Benton County</u>	<u>Total Votes</u>	
Yes	5,195	1,008	6,203	
No	7,285	1,802	9,087	Failed


22-94: Authorizing General Obligation Bonds for a Community Family Aquatic Center.

Yes	4,676	898	5,574	
No	7,982	1,947	9,929	Failed

22-96: Five-Year Operating Local Option Tax

Yes	4,449	939	5,388	
No	8,033	1,870	9,903	Failed

DATED THIS 6th DAY OF DECEMBER 2000.



 Mayor

ATTEST:



 City Recorder

Long Format Report - Jurisdiction Wide

11/07/2000

GENERAL ELECTION

11/17/2000 3:19:34PM Page: 14 of 16

All Total Groups
Benton County, OR

<u>Race</u>	<u>Candidate</u>	<u>Votes</u>	<u>Percent</u>
02-04 ADAIR GO WASTEWTR BOND REFIN AUTH			
	YES	85	38.12 %
	NO	113	50.67 %
	Total	198	
	Under-Votes	24	10.76 %
	Over-Votes	1	0.45 %
	Total Votes Cast	223	
22-94 ALBANY AUTH AQUATIC CTR GO BONDS			
	YES	898	29.79 %
	NO	1,947	64.60 %
	Total	2,845	
	Under-Votes	160	5.31 %
	Over-Votes	9	0.30 %
	Total Votes Cast	3,014	
22-95 ALBANY AUTH ST IMPROVEMNT GO BONDS			
	YES	1,008	33.44 %
	NO	1,802	59.79 %
	Total	2,810	
	Under-Votes	197	6.54 %
	Over-Votes	7	0.23 %
	Total Votes Cast	3,014	
22-96 ALBANY 5-YR OPERATING LOCAL OP TAX			
	YES	939	31.15 %
	NO	1,870	62.04 %
	Total	2,809	
	Under-Votes	202	6.70 %
	Over-Votes	3	0.10 %
	Total Votes Cast	3,014	
22-97 ALBANY ANNX PROP ADJNING MORAGA AV			
	YES	1,805	59.89 %
	NO	819	27.17 %
	Total	2,624	
	Under-Votes	387	12.84 %
	Over-Votes	3	0.10 %
	Total Votes Cast	3,014	
02-94 CORVALLIS BONDS FOR OPEN SPACE ACQ			
	YES	13,480	60.51 %
	NO	7,362	33.05 %
	Total	20,842	
	Under-Votes	1,411	6.33 %
	Over-Votes	25	0.11 %
	Total Votes Cast	22,278	

CITY OF ALBANY STREET BONDS


NON PARTISAN Votes Percent

			YES	NO		OVER VOTES		UNDER VOTES	
1	Q	242	47.64	212	41.73			54	10.63
3	Q	207	48.71	171	40.24			47	11.06
5	Q	183	37.73	233	48.04	4	.82	65	13.40
8	S	135	30.41	269	60.59	4	.90	36	8.11
11	Q	163	38.26	217	50.94			46	10.80
14	R	232	37.79	297	48.37	6	.98	79	12.87
15	R	174	37.02	227	48.30			69	14.68
16	Q	187	42.99	201	46.21	4	.92	43	9.89
18	R	322	34.77	476	51.40	1	.11	127	13.71
48	S	276	36.46	322	42.54	5	.66	154	20.34
84	R	205	34.05	313	51.99	3	.50	81	13.46
89	S	248	40.46	291	47.47	1	.16	73	11.91
91	R	218	33.44	369	56.60	2	.31	63	9.66
92	S	347	37.19	452	48.45	2	.21	132	14.15
93	S	140	25.00	338	60.36	3	.54	79	14.11
94	R	151	30.14	302	60.28			48	9.58
95	S	177	31.33	323	57.17	1	.18	64	11.33
96	Q	320	43.66	330	45.02	5	.68	78	10.64
100	S	305	33.01	484	52.38	1	.11	134	14.50
102	S	252	33.87	427	57.39			65	8.74
105	R	162	31.15	281	54.04	1	.19	76	14.62
106	R	241	40.78	272	46.02	1	.17	77	13.03
107	S	308	35.65	478	55.32	2	.23	76	8.80
		5195	36.35	7285	50.97	46	.32	1766	12.36

Registered Voters: 17671

Ballots Received: 14292 80.88

I hereby certify this copy to be a true,
 full and correct copy of the original now
 on record in my office.
 STEVE D. KENMILLER


 County Clerk
 Deputy

CITY OF ALBANY OBLIGATION BOND

NON PARTISAN Votes Percent

			YES		NO	OVER VOTES		UNDER VOTES	
1	Q	209	41.14	245	48.23	2	.39	52	10.24
3	Q	192	45.18	194	45.65			39	9.18
5	Q	166	34.23	258	53.20	1	.21	60	12.37
8	S	149	33.56	257	57.88	1	.23	37	8.33
11	Q	149	34.98	237	55.63			40	9.39
14	R	221	35.99	325	52.93	2	.33	66	10.75
15	R	147	31.28	252	53.62			71	15.11
16	Q	172	39.54	227	52.18			36	8.28
18	R	334	36.07	493	53.24	1	.11	98	10.58
48	S	207	27.34	392	51.78	3	.40	155	20.48
84	R	184	30.56	351	58.31			67	11.13
89	S	176	28.71	361	58.89	1	.16	75	12.23
91	R	251	38.50	347	53.22			54	8.28
92	S	321	34.41	485	51.98	2	.21	125	13.40
93	S	152	27.14	340	60.71			68	12.14
94	R	163	32.53	297	59.28			41	8.18
95	S	157	27.79	342	60.53	3	.53	63	11.15
96	Q	246	33.56	409	55.80	3	.41	75	10.23
100	S	277	29.98	524	56.71	2	.22	121	13.10
102	S	223	29.97	466	62.63			55	7.39
105	R	134	25.77	320	61.54			66	12.69
106	R	186	31.47	336	56.85			69	11.68
107	S	260	30.09	524	60.65	3	.35	77	8.91
		4676	32.72	7982	55.85	24	.17	1610	11.27

Registered Voters: 17671

Ballots Received: 14292 80.88

I hereby certify this copy to be a true, full and correct copy of the original now on record in my office.

STEVE D. JOCKEMILLER

John Kamm
County Clerk
DPPHIV


CITY OF ALBANY 5YR OPT. TAX

NON PARTISAN Votes Percent

			YES	NO		OVER VOTES	UNDER VOTES			
1	1	Q	208	40.94	233	45.87		67	13.19	
2	3	Q	195	45.88	181	42.59	1	.24	48	11.29
3	5	Q	158	32.58	269	55.46	2	.41	56	11.55
4	8	S	126	28.38	278	62.61	1	.23	39	8.78
5	11	Q	125	29.34	258	60.56			43	10.09
6	14	R	177	28.83	349	56.84	1	.16	87	14.17
7	15	R	151	32.13	248	52.77	1	.21	70	14.89
8	16	Q	147	33.79	244	56.09	1	.23	43	9.89
9	18	R	278	30.02	524	56.59	1	.11	123	13.28
10	48	S	246	32.50	352	46.50	2	.26	157	20.74
11	84	R	175	29.07	347	57.64			80	13.29
12	89	S	193	31.48	344	56.12	2	.33	74	12.07
13	91	R	174	26.69	409	62.73			69	10.58
14	92	S	312	33.44	481	51.55			140	15.01
15	93	S	123	21.96	366	65.36			71	12.68
16	94	R	141	28.14	312	62.28			48	9.58
17	95	S	149	26.37	345	61.06	3	.53	68	12.04
18	96	Q	269	36.70	388	52.93	1	.14	75	10.23
19	100	S	261	28.25	529	57.25	2	.22	132	14.29
20	102	S	243	32.66	437	58.74	1	.13	63	8.47
21	105	R	136	26.15	310	59.62	1	.19	73	14.04
22	106	R	190	32.15	318	53.81	2	.34	81	13.71
23	107	S	272	31.48	511	59.14			81	9.38
24										
25			4449	31.13	8033	56.21	22	.15	1788	12.51
26										
27										
28										
29										
30										
31										
32										
33										
34										
35										
36										
37										
38										
39										
40										
41										
42										

Registered Voters: 17671 Ballots Received: 14292 80.88

I hereby certify this copy to be a true, full and correct copy of the original now on record in my office.
STEVE DRUCKENMILLER


County Clerk
Deputy